

NPN SILICON PLANAR RF TRANSISTOR

MPSH10P

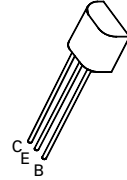
ISSUE 4 – FEB 94

FEATURES

- * High $f_T=650\text{MHz}$ min
- * Max. capacitance 0.7pF
- * Low noise <5dB at 500MHz

APPLICATIONS

- * Keyless entry systems
- * Wideband instrumentation amplifiers
- * Telemetry
- * Wireless lans



**E-Line
T092 Compatible**

ABSOLUTE MAXIMUM RATINGS.

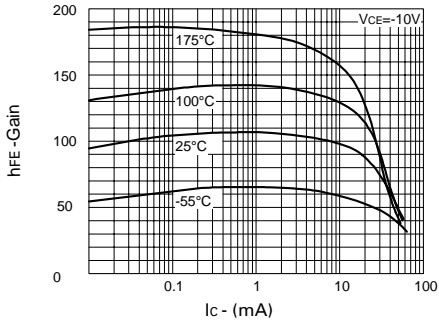
PARAMETER	SYMBOL	VALUE	UNIT
Collector-Base Voltage	V_{CBO}	30	V
Collector-Emitter Voltage	V_{CEO}	25	V
Emitter-Base Voltage	V_{EBO}	3	V
Continuous Collector Current	I_C	25	mA
Power Dissipation at $T_{amb}=25^\circ\text{C}$	P_{tot}	500	mW
Operating and Storage Temperature Range	$T_j; T_{stg}$	-55 to +200	$^\circ\text{C}$

ELECTRICAL CHARACTERISTICS (at $T_{amb} = 25^\circ\text{C}$)

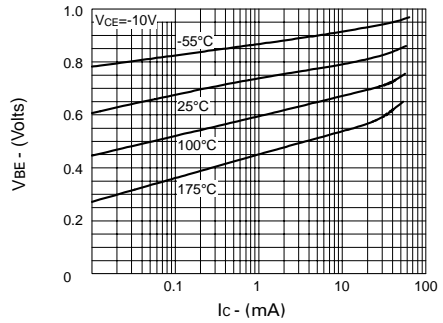
PARAMETER	SYMBOL	MIN.	MAX.	UNIT	CONDITIONS.
Collector-Base Breakdown Voltage	$V_{(BR)CBO}$	30		V	$I_C=100\mu\text{A}, I_E=0$
Collector-Emitter Breakdown Voltage	$V_{(BR)CEO}$	25		V	$I_C=1\text{mA}, I_B=0^*$
Emitter-Base Breakdown Voltage	$V_{(BR)EBO}$	3		V	$I_E=10\mu\text{A}, I_C=0$
Collector Cut-Off Current	I_{CBO}		100	nA	$V_{CB}=25\text{V}, I_E=0$
Emitter Cut-Off Current	I_{EBO}		100	nA	$V_{EB}=2\text{V}, I_C=0$
Collector-Emitter Saturation Voltage	$V_{CE(sat)}$		0.5	V	$I_C=4\text{mA}, I_B=0.4\text{mA}$
Base-Emitter Turn-On Voltage	$V_{BE(on)}$		0.95	V	$I_C=4\text{mA}, V_{CE}=10\text{V}$
Static Forward Current Transfer Ratio	h_{FE}	60			$I_C=4\text{mA}, V_{CE}=10\text{V}^*$
Transition Frequency	f_T	650		MHz	$I_C=4\text{mA}, V_{CE}=10\text{V}, f=100\text{MHz}$
Collector Base Capacitance	C_{cb}		0.7	pF	$V_{CB}=10\text{V}, I_E=0, f=1\text{MHz}$
Collector Base Time Constant	$r_b C_c$		9	ps	$V_{CB}=10\text{V}, I_C=4\text{mA}, f=31.8\text{MHz}$
Common-Base Feedback capacitance	C_{rb}		0.65	pF	$V_{CB}=10\text{V}, I_E=0, f=1\text{MHz}$
Noise Figure	N_f		5	dB	$I_C=2\text{mA}, V_{CE}=5\text{V}, R_S=50\Omega, f=500\text{MHz}$

*Measured under pulsed conditions. Pulse width=300 μs . Duty cycle $\leq 2\%$

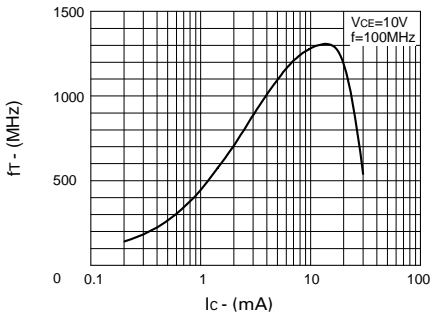
TYPICAL CHARACTERISTICS



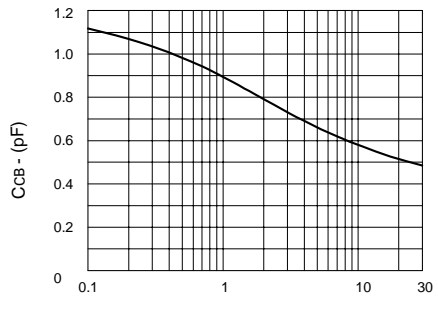
hFE v I_C



$V_{BE(on)}$ v I_C



f_t v I_C



CCB v V_{CB}